


**THE " ILLUMINATOR PLUG-IN STYLE MODULE " TECH SHEET
 PLUG IN STYLE FOR EVO BIG TWINS AND SPORTSTERS
 85 UP TO 96 FX , SOFTAILS AND FLH MODELS /85 UP TO 98 SPORTSTERS
 NEWER BIKES USE OUR ILL-01-A MODULE WHICH ALSO WORKS ON SECURITY BIKES
 IF THIS PLUG CONFIGURATION DOES NOT FIT , USE THE ORIGINAL " ILLUMINATOR " WIRE IN- LINE MODEL**




STEP 1 REMOVE THE SEAT OR SIDE COVER AND LOCATE THE CONNECTOR PLUG THAT FEEDS THE TAILLIGHT COMPONENTS (A) , DISCONNECT BATTERY.

STEP 2 SQUEEZE THE TANG ON THE CONNECTOR AND DISCONNECT THE CONNECTOR PLUGS .




STEP 3 YOU MUST TRIM THE RAISED KEY WAY SMOOTH TO ACCEPT THE NEW FEMALE PLUG . THE OEM PLUG STYLE HAS BEEN DISCONTINUED .

STEP 4 CONNECT THE ILLUMINATOR PLUGS TO THE H-D PLUGS, MALE TO FEMALE & FEMALE TO MALE



NOTATE THE PIN STYLE COMING FROM THE FACTORY PLUG !

STEP 5 WE WILL WORK ON THE MAIN HARNESS PLUG FIRST , CRIMP THE FACTORY - OPPOSITE PIN STYLE , ONTO THE VIOLET , BROWN , 2 BLUE & ORANGE , AND 2 RED WIRES . AN EXTRA MALE & FEMALE PIN IS PROVIDED JUST IN CASE YOU GOOF ONE UP .




STEP 6 INSERT THE PIN , INTO THE PLUG , MATCHING THE CORRECT WIRE COLOR . DO NOT FORCE THE PIN . ONCE YOU HAVE ALL FOUR PIN / WIRES IN THE PLUG REMOVE THE PLUG AND PUSH THE PIN IN , UNTIL IT SEATS .

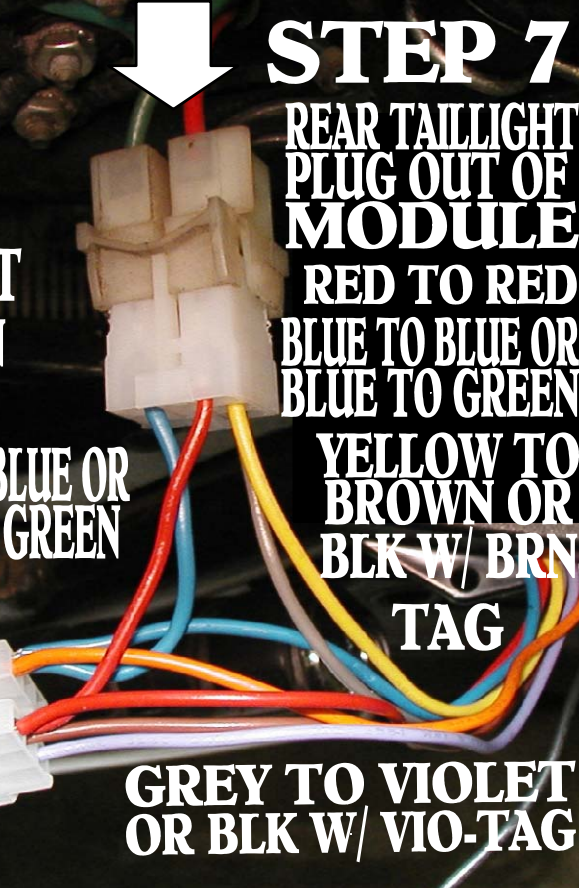
STEP 7 NOW REPEAT THE SAME STEPS ON THE REAR TAIL COMPONENT PLUGS . YOU WILL BE WORKING WITH THE GREY , YELLOW , BLUE JUMPER & RED JUMPER WIRES .

STEP 8 NEATLY SECURE THE WIRE AND MAKE SURE THAT WIRES WILL NOT BE PINCHED OR CHAFED . USE ELECTRICAL TAPE TO WRAP THE LOOM WITH EXTRA THICKNESS ON ANY SQUARE CORNERS .

STEP 9 CONNECT THE BLACK WIRE TO THE NEGATIVE SIDE OF THE BATTERY & RECONNECT THE BATTERY , YOU'RE READY TO RIDE !



**STEP 6 FROM MAIN REAR PLUG INTO MODULE
 VIOLET TO VIOLET
 BROWN TO BROWN
 2 RED TO RED
 2 BLUE & ORANGE TO BLUE OR
 2 BLUE & ORANGE TO GREEN**



**STEP 7 REAR TAILLIGHT PLUG OUT OF MODULE
 RED TO RED
 BLUE TO BLUE OR BLUE TO GREEN
 YELLOW TO BROWN OR BLK W/ BRN TAG
 GREY TO VIOLET OR BLK W/ VIO-TAG**